





# BOMAR ERGONOMIC 320.250 DGS



- ▶ RIGID CAST IRON SAW HEAD
- ▶ MITER CUTTING FROM 45° TO 60°
- ▶ CARBIDE BANDSAW BLADES GUIDES
- ▶ SAFETY SWITCHES ON BAND WHEEL DOOR
- ▶ BLADE TENSION AND BREAKAGE SWITCH
- ▶ MACHINE SWITCHES OFF AFTER FINISHING THE CUT
- ▶ INTEGRATED COOLANT SYSTEM
- ▶ QUICK CLAMPING VISE
- ▶ SAW BLADE GUARD
- ▶ TWO SPEED MOTOR
- ▶ CHIP BRUSH
- ▶ ERGONOMIC DESIGN
- ▶ SIMPLE OPERATION
- ▶ INCLUDING MECHANICAL LENGTH STOP

	90°/0°	45°R	45°L	60°R	60°L
	9.84" DIA	8.7" DIA	7.71" DIA	5.1" DIA	NA
	12.6" X 7.5"	8.7" X 4.7"	7.9" X 3.94"	5.1" X 3.94"	NA
	11.8" X 9.4"	7.5" X 9.4"	3.94" X 9.4"	5.1" X 3.94"	NA
	9.45" X 9.45"	8.3" X 8.3"	6.3" X 6.3"	3.94"	NA

## TECHNICAL DATA

SAW BLADE DIMENSIONS	8'11" X 1-1/16" X 0.035"
SAW DRIVE	2.0 HP
CUTTING SPEED	131 - 393 FT/MIN
DIMENSIONS (W-L-H)	26.77" X 55.11" X 50"
WEIGHT	683 LBS
VOLTAGE	230 V / 3-PHASE