





BOMAR ERGONOMIC 275.230 DG



- ▶ RIGID CAST IRON SAW HEAD
- ▶ MITER CUTTING FROM 45° TO 60°
- ▶ CARBIDE BANDSAW BLADESGUIDES
- ▶ SAFETY SWITCHES ON BAND WHEEL DOOR
- ▶ BLADE TENSION AND BREAKAGE SWITCH
- ▶ MACHINE SWITCHES OFF AFTER FINISHING THE CUT
- ▶ INTEGRATED COOLANT SYSTEM
- ▶ QUICK CLAMPING VISE
- ▶ SAW BLADE GUARD
- ▶ TWO SPEED MOTOR
- ▶ CHIP BRUSH
- ▶ ERGONOMIC DESIGN
- ▶ SIMPLE OPERATION
- ▶ INCLUDING MECHANICAL LENGTH STOP

	90°/0°	45°R	45°L	60°R	60°L
	9.1" DIA	7.5" DIA	6.7" DIA	4.7" DIA	13.4" DIA
	10.8" X 7.9"	7.5" X 6.3"	7.3" X 3.9"	4.7" X 3.3"	13.8" X 3.9"
	9.8" X 9.1"	7.1" X 9.1"	3.5" X 9.1"	4.7" X 3.3"	8.7" X 17.7"
	9.1" X 9.1"	7.5" X 7.5"	5.9" X 5.9"	3.3" X 3.3"	12.6"

TECHNICAL DATA

SAW BAND DIMENSIONS	8'11" X 1" X 0.035"
SAW DRIVE	1.5 / 2.0 HP
CUTTING SPEED	131 /262 FT/MIN
DIMENSIONS	26.77" X 55" X 50"
WEIGHT	700 LBS
VOLTAGE	VARIOUS VOLTAGES AVAILABLE